

Jan. 7, 1936.

E. J. W. RAGSDALE

Des. 98,133

RAIL VEHICLE

Filed April 23, 1934

2 Sheets-Sheet 1




FIG. 2

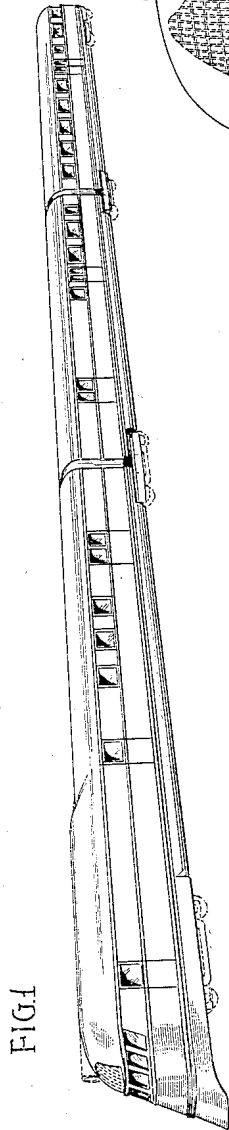


FIG. 1

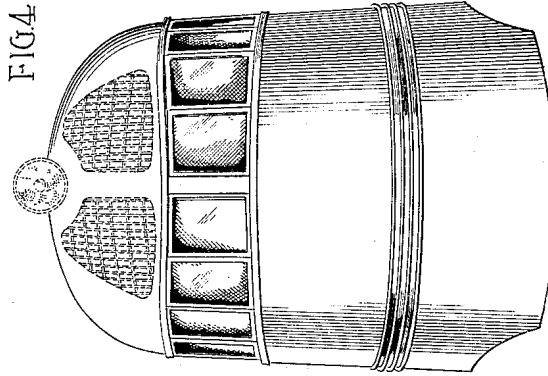


FIG. 4

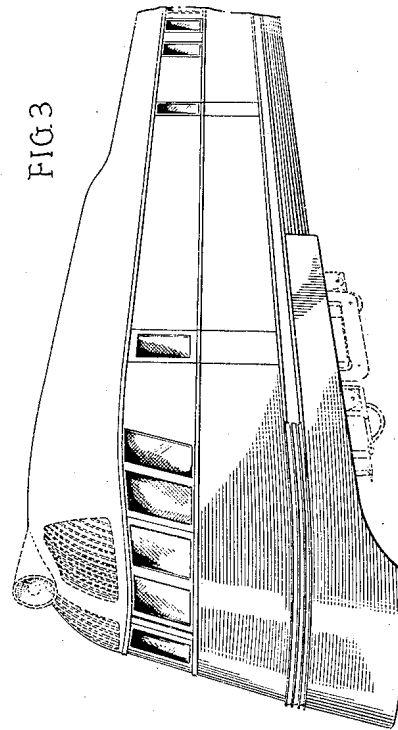


FIG. 3

INVENTOR.
EARL J. W. RAGSDALE

BY

John P. Darbo
ATTORNEY.

Jan. 7, 1936.

E. J. W. RAGSDALE

Des. 98,133

RAIL VEHICLE

Filed April 23, 1934

2 Sheets-Sheet 2

FIG.5




FIG.6

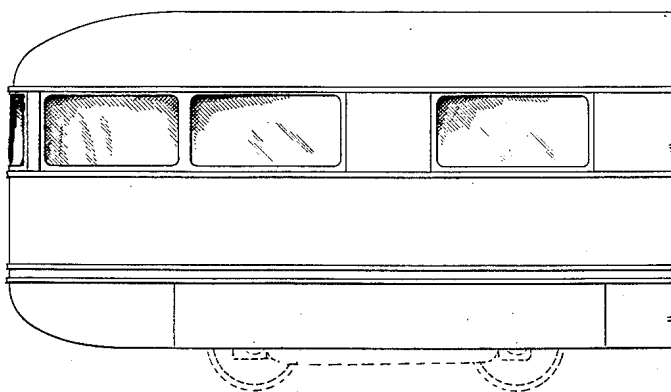
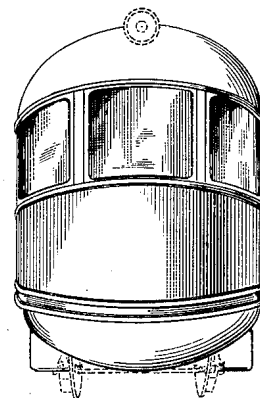


FIG.7

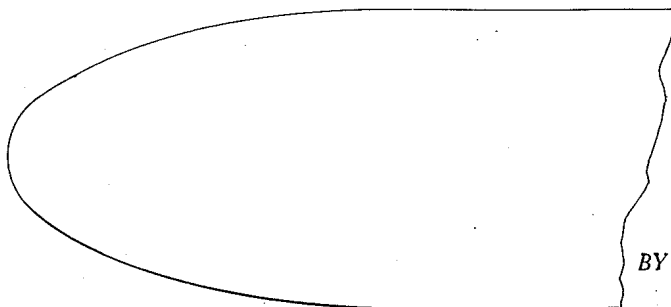


FIG.8

INVENTOR.
EARL J. W. RAGSDALE

BY

John P. Darbo
ATTORNEY.

UNITED STATES PATENT OFFICE

98,133

DESIGN FOR A RAIL VEHICLE

Earl J. W. Ragsdale, Norristown, Pa., assignor
to Edward G. Budd Manufacturing Company,
Philadelphia, Pa., a corporation of Pennsylvania

Application April 23, 1934, Serial No. 51,486

Term of patent 14 years

To all whom it may concern:

Be it known that I, Earl J. W. Ragsdale, a citizen of the United States, residing at Norristown, in the county of Montgomery and State of Pennsylvania, have invented a new, original, and ornamental Design for a Rail Vehicle, of which the following is a specification, reference being had to the accompanying drawings, which form a part thereof.

Fig. 1 represents in perspective, a rail vehicle embodying the design.

Fig. 2 is a side elevation thereof.

Fig. 3 is a fragmentary perspective view on an enlarged scale showing the front end at a different angle from that shown in Fig. 1.

Fig. 4 is a front end elevation of the rail vehicle.

Fig. 5 is a fragmentary perspective view on an enlarged scale showing the rear end of the rail vehicle.

Fig. 6 is a rear elevation.

Fig. 7 is a side elevation, and

Fig. 8 is a diagrammatical plan view of the rear end of the vehicle.

I claim:

The ornamental design for a rail vehicle as shown.

Signed at Philadelphia, county of Philadelphia, State of Pennsylvania, this 21 day of April, 1934.

EARL J. W. RAGSDALE